

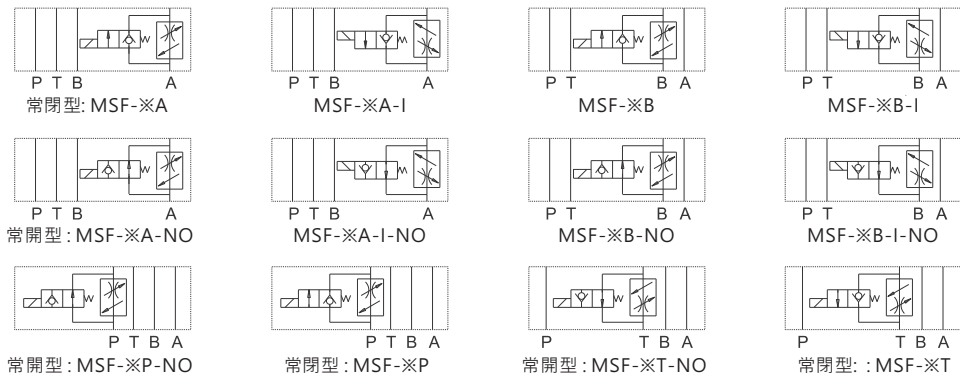
MSF疊加式電磁調速閥



◆ 型號說明

MSF	-02	A	-I	-NO	-A240	-20
型式	公稱通徑	控制油路	控制型式		線圈電壓	設計編號
疊加式 電磁調速閥	02:1/4" 03:3/8"	A:A孔 B:B孔 P:P孔 T:T孔	無標記:常閉 NO:常開	無標記:出口 流量控制 I:進口流量控制	D12:DC12V D24:DC24V A240:AC220V A120:AC110V	20

◆ 油壓符號



◆ 性能規格

型式	最高工作壓力(bar)	額定工作壓力(bar)	額定流量(L/min)
MSF-02	315	250	20
MSF-03			30

D

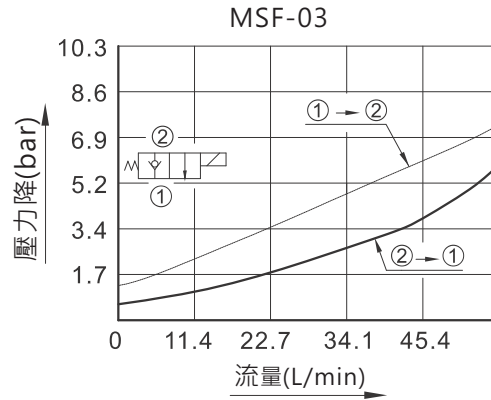
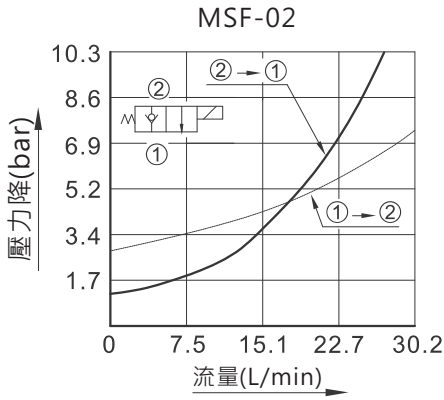
疊加閥

MSF疊加式電磁調速閥

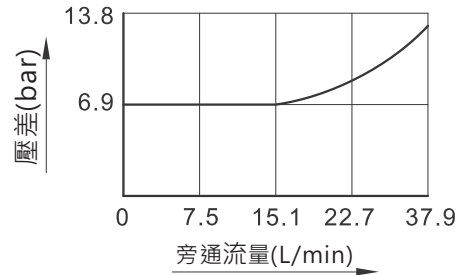
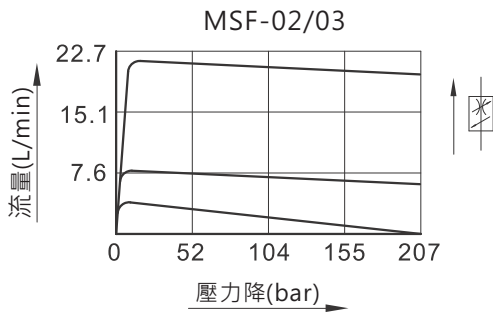
◆ 特性曲線

測試條件：粘度35mm²/s 溫度：40°C

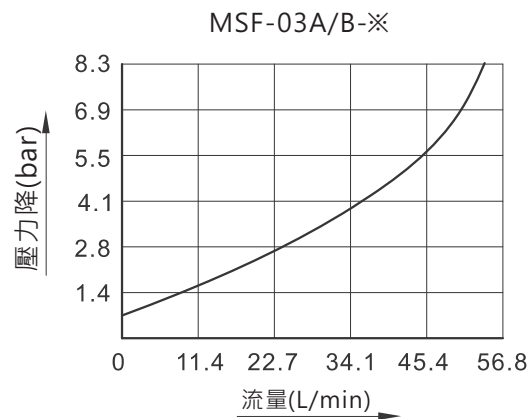
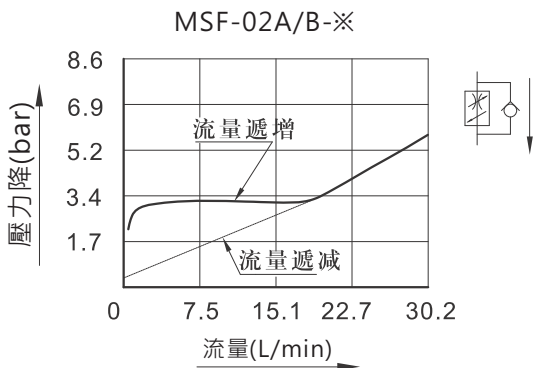
- 電磁換向閥通電時自由流流量—壓力降特性曲線



- 流量—壓力降特性曲線



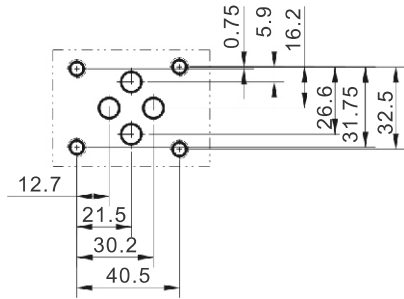
- 自由流流量—壓力降特性曲線



◆ 外形安裝尺寸

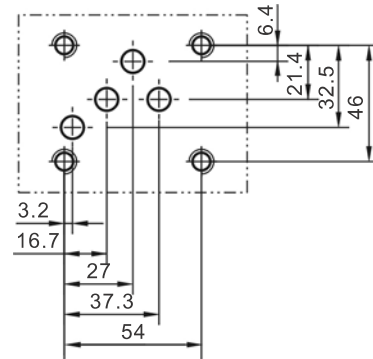
● 02系列安裝面:

ISO4401-AB-03-4-A

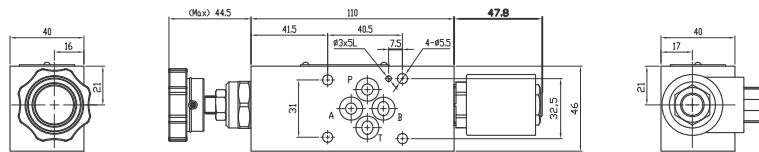


● 03系列安裝面:

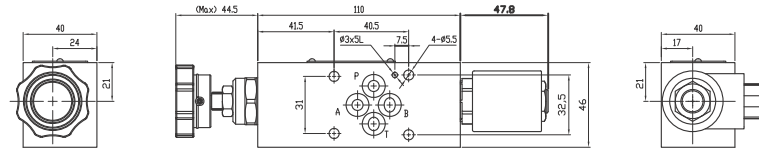
ISO4401-AC-05-4-A



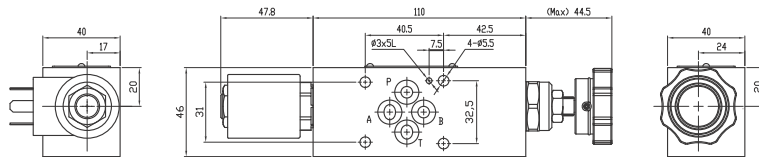
● MSF-02A



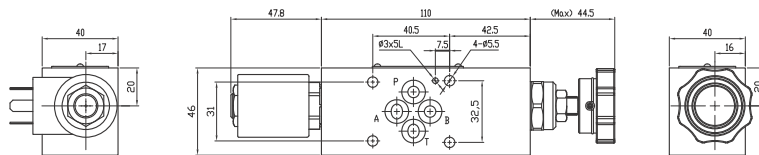
● MSF-02A-I



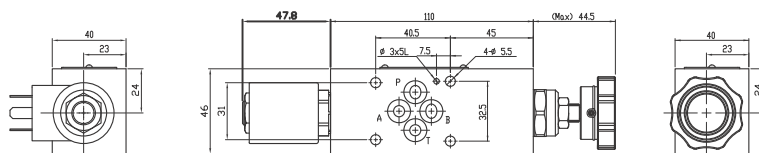
● MSF-02B



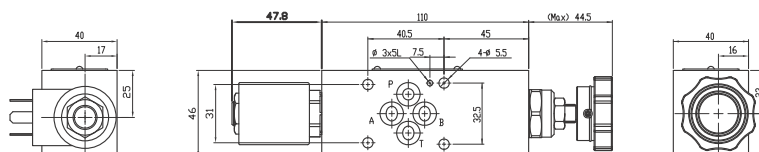
● MSF-02B-I



● MSF-02P



● MSF-02T

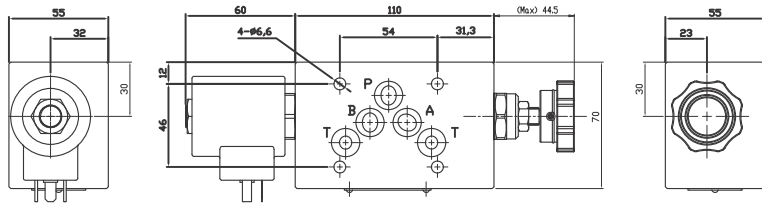


D

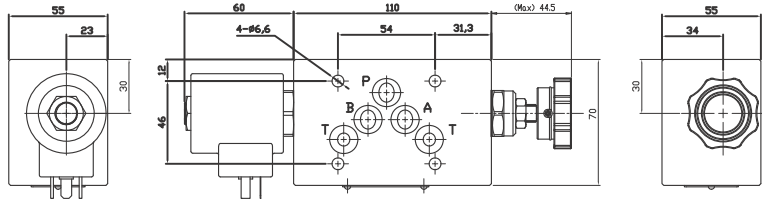
疊加閥

MSF疊加式電磁調速閥

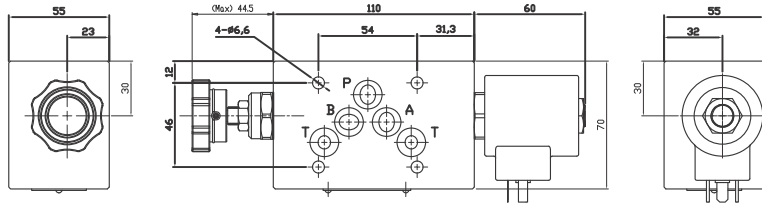
● MSF-03A



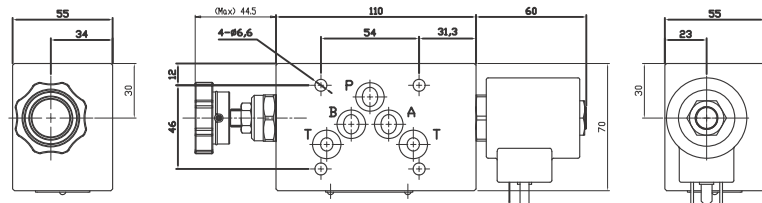
● MSF-03A-I



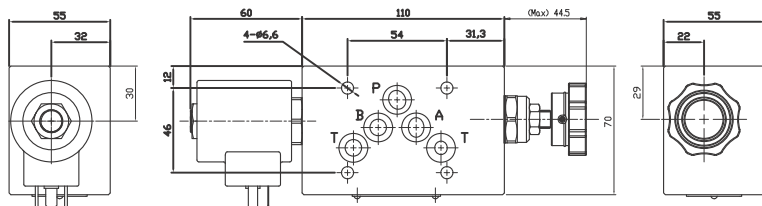
● MSF-03B



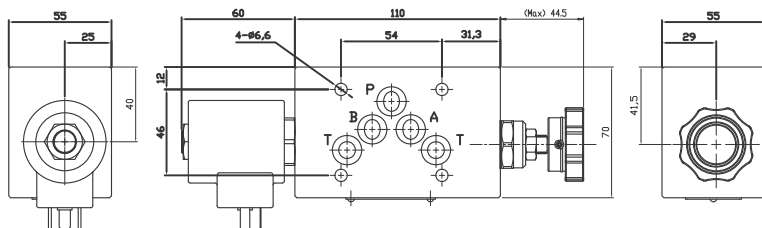
● MSF-03B-I



● MSF-03P



● MSF-03T



D

疊加閥

MSF疊加式電磁調速閥